

TA-E

 Goulottes
de distribution


IP40


 IK07
système

 960°
longueur

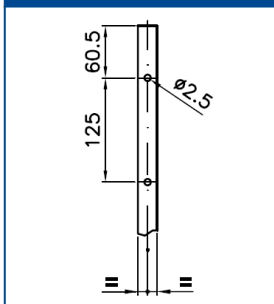

PVC M1



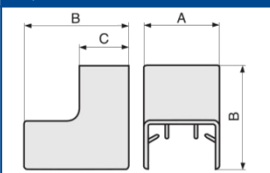
RoHS

SCHEMAS ET COTES (mm)
TA-E 15x17

Goulotte de distribution


AIM

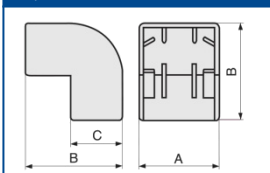
Angle intérieur



A	B	C
18,5	39,5	18,5

AEM

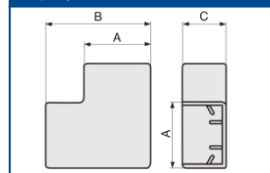
Angle extérieur



A	B	C
18,5	34,5	18,5

APM

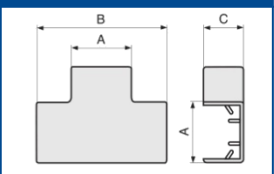
Angle plat



A	B	C
18,5	35	18,5

IM

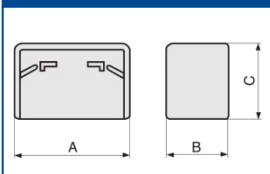
Té de dérivation



A	B	C
18,5	51,5	18,5

LM

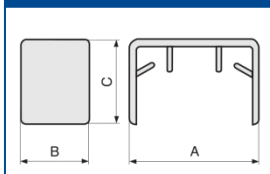
Embout



A	B	C
18,5	15,5	18,5

GM

Joint de couvercle



A	B	C
18,5	15	18,5

SDMN

Boîte de dérivation

