

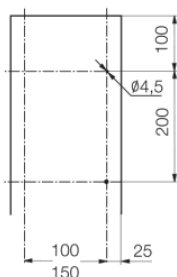
TA-E Goulottes de distribution



SCHEMAS ET COTES (mm)

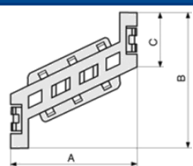
TA-E 200x80

Goulotte de distribution



TR-E

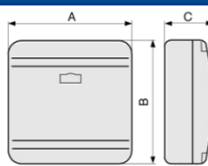
Agrafe de retenue de câbles



A	B	C
185	143	60

SDN

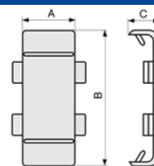
Boîte de dérivation



A	B	C
231	231	95

GAN

Joint de couvercle



A	B	C
30	205	14,5