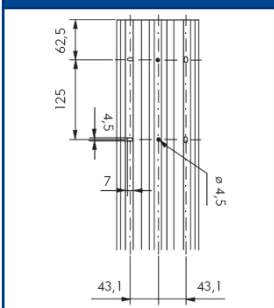
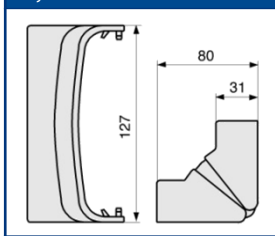
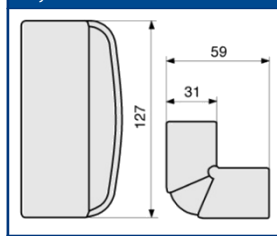
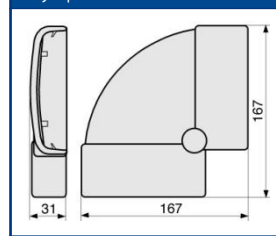
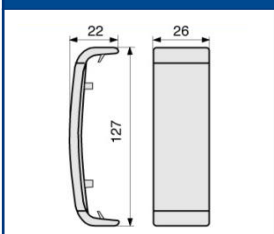
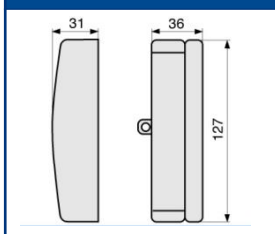
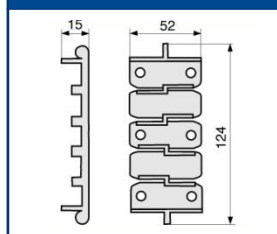
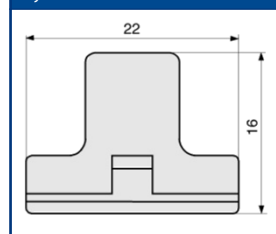
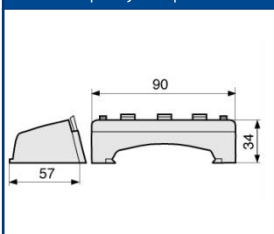
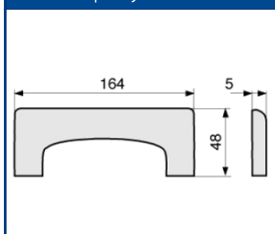
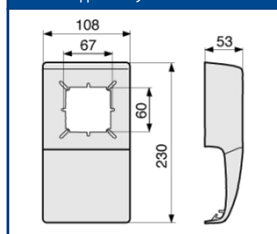


SCHEMAS ET COTES (mm)
TBA
Plinthes et Chambranles

AIBA
Angle intérieur variable

AEBA
Angle extérieur variable

APVA
Angle plat variable

GBA
Joint de couvercle

LBA
Embout

GFA
Joint de sode

TRBA
Agrafe de retenue de fils

DPA
Dérivation passage de plancher

TPRA
Embout de passage de mur

SQBA
Boîtier appareillage entraxe 60

COMPATIBILITE APPAREILLAGES

	LEGRAND	HAGER	SCHNEIDER	ARNOULD
Entraxe 60	Céliane™	Kallysta™	Altira™	Espace™
	Mosaïc™		Alvais™	Initia™
			Acyon™	

NORMES

 Certifiée norme EN 50085-1
 Certifiée norme EN 50085-2-1
 Ouverture du couvercle : à l'aide d'un outil
 Marquage produits : CE